
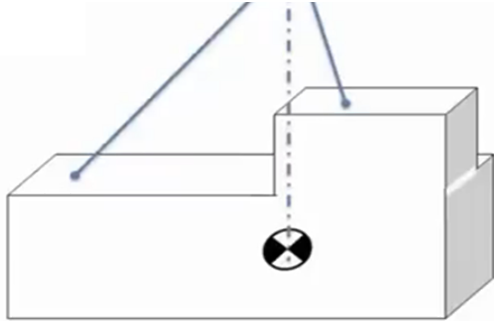


The objective of this Tool Box Talk is that it can be used as part of a safety meeting that focuses on the use of Lifting Magnets in the workplace. The ASME B30.20 standard has been referenced when compiling this document as this is the most recognized standard used in North America for selection, inspection, cautions to personnel, effects of environment, and rigging practices of lifting magnets.

Ask members of the meeting to give answers to the following, encouraging participation whether their answers are right or wrong.

LEGISLATION	ANSWER
1) WHAT STANDARDS SHOULD THE LIFTING MAGNET COMPLY WITH?	ASME B30.20 standard.
2) WHAT OTHER INFORMATION MUST BE REFERENCED?	Manufacturers Specifications
3) HOW OFTEN DO PERIODIC INSPECTIONS NEED TO BE CARRIED OUT?	At least annually (ASME), <i>but state what your company rules are.</i>
MARKINGS	ANSWER
4) WHAT 9 ITEMS ARE REQUIRED TO BE MARKED ON THE LIFTING MAGNET?	1. Manufacturer, 2. Serial Number, 3. Magnet Weight, 4. Duty Cycle (if applicable), 5. Cold Current (if applicable), 6. Voltage (if applicable), 7. Rated Load 8. Design Category, 9. Service Class.
5) WHAT INFORMATION ALSO NEEDS TO BE ATTACHED TO THE LIFTING MAGNET?	A product safety label concerning the operating procedures, cautionary language identifying hazards, and methods for accident prevention.
APPLICATION	ANSWER
6) WHAT ARE THE TEMPERATURE RANGES FOR THE LIFTING MAGNET?	Temperatures exceeding normal ambient temperatures can affect the lifting magnet. <i>The worker must confirm with the manufacturer as they may differ.</i>
7) NAME SOME REASONS WHY THE LIFTING MAGNET MAY HAVE TO BE REMOVED FROM SERVICE? 	<ol style="list-style-type: none"> 1. Structural members if deformed, cracked or worn, 2. Lifting magnet face for foreign materials and smoothness, 3. Condition of lifting bail or sling suspension, 4. Condition and operation of control handle, 5. Condition and operation of indicators and meters (where applicable), 6. Loose or missing, guards, fasteners, covers, stops or nameplates, 7. Cracked housings, welds and loose bolts, 8. Labels and markings, 9. Missing or illegible operating control markings

8) HOW MUST THE LOAD BE DISTRIBUTED WHEN USING A LIFTING MAGNET?



The lifting magnet must be positioned securely above the loads center of gravity to achieve balance.



9) WHAT NEEDS TO BE CONSIDERED WHEN THE LIFTING MAGNET IS SECURED TO THE LOAD?




Load thickness, material, surface condition, size, orientation, contact area and temperature can affect the lifting magnet load securement capabilities. The load must be well secured and properly balanced when it is initially lifted, and caution used to avoid lifting multiple (stacked) loads due to the possibility of breakaway occurring.



10) CAN A LIFTING MAGNET BE SIDE LOADED?

Not all lifting magnets can be side loaded, and those that can have a rated load reduction when side loading.



11) WHERE IS THE BEST PLACE TO STORE LIFTING MAGNETS?

Where they will not be affected by mechanical damage, corrosion, moisture, or adverse temperatures.